



WOODCRAFT


and more

IN/OUT
D O O R

MAC3
ART & MANUFACTURE SINCE 1968







UN VIAGGIO NELLA
MEMORIA DOVE I
RICORDI TROVANO
UN POSTO
PRIVILEGIATO.

A TRAVEL IN THE PAST
WHERE MEMORIES FIND
THEIR SPECIAL PLACE.

WOODCRAFT
and more

DETTAGLI CHE RACCONTANO UNA STORIA.

6 morbide nuance dai tratti distintivi, offrono la possibilità di connettersi agli spazi senza tempo, in naturale armonia.

DETAILS TO TELL A STORY.

6 soft nuances by distinctive features, offering the ability to connect to the spaces timelessly, in natural harmony.



WOODCRAFT

and more





CASTAGNO

INCONFONDIBILE TRADIZIONE

▲ 6x25
2,5"x10"

▶ 10x60
4"x25"





chevron
10x50
4"x20"



BARRIQUE

ARMONIE DI SAPORI

6x25
2,5"x10"





BARRIQUE

ARMONIE DI SAPORI

10+60
4" x 25"







QUERCIA

FORZA, AUDACIA E LONGEVITÀ

10x60
4"x25"



BOSSO

ESSENZA DI SPIRITO

10x60
4"x25"







be kind.
work hard.
stay humble.
smile often.
stay loyal.
keep honest.
and when possible
never stop
learning.
be thankful
always.
and love.



▲ 6x25
2,5"x10"

◀ 10x60
4"x25"

▼ chevron
10x50
4"x20"

BOSSO

ESSENZA DI SPIRITO



EBANO

SFUMATURE DI CARATTERE

10x60
4"x25"







chevron
10x50
4"x20"



EBANO
SFUMATURE DI CARATTERE

6x25
2,5"x10"







chevron
10x50
4"x20"



WOODCRAFT

and more

GRES PORCELLANATO
PORCELAIN STONEWARE



9 mm



IV / V



R10




V3



BARRIQUE



CASTAGNO



10x60
4"x25"

6x25
2,5"x10"

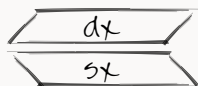
BARRIQUE 10x60
BAR62 ■ 41

BARRIQUE 6x25
BAR02 ■ 42

CASTAGNO 10x60
CTN63 ■ 41

CASTAGNO 6x25
CTN03 ■ 42

PEZZI SPECIALI
special pieces



CHEVRON
10x50
4"x20"



BATTISCOPA / SKIRTING
7,5x60
3"x24"



STUOIA SU RETE
2,5x25
10"x10"



FRECCIA SU RETE
18,5x50
7,5"x20"



SPINA SU RETE
36x39
14"x15"

CHEVRON BARRIQUE 10x50
DX **300300D** / SX **300300S** ■ 40

BATTISCOPA BARRIQUE 7.5x60
5WBAR ● 35

STUOIA BARRIQUE 25x25
200100 ▲ 43

FRECCIA BARRIQUE 18,5x50
200200 ▲ 44

SPINA BARRIQUE 36x39
200300 ▲ 45

CHEVRON CASTAGNO 10x50
DX **300301D** / SX **300301S** ■ 40

BATTISCOPA CASTAGNO 7.5x60
5WCTN ● 35


STUOIA CASTAGNO 25x25
200101 ▲ 43

FRECCIA CASTAGNO 18,5x50
200201 ▲ 44

SPINA CASTAGNO 36x39
200301 ▲ 45



QUERCIA



BOSSO



CILIEGIO



EBANO

QUERCIA 10x60
QER64 ■ 41

BOSSO 10x60
BOS62 ■ 41

CILIEGIO 10x60
CIL61 ■ 41

EBANO 10x60
EBA64 ■ 41

QUERCIA 6x25
QER04 ■ 42

BOSSO 6x25
BOS02 ■ 42

CILIEGIO 6x25
CIL01 ■ 42

EBANO 6x25
EBA04 ■ 42

CHEVRON QUERCIA 10x50
DX **300302D** / SX **300302S** ■ 40

CHEVRON BOSSO 10x50
DX **300303D** / SX **300303S** ■ 40

CHEVRON CILIEGIO 10x50
DX **300304D** / SX **300304S** ■ 40

CHEVRON CILIEGIO 10x50
DX **300305D** / SX **300305S** ■ 40

BATTISCOPA QUERCIA 7.5x60
5WQER ● 35

BATTISCOPA BOSSO 7.5x60
5WBOS ● 35

BATTISCOPA CILIEGIO 7.5x60
5WCIL ● 35

BATTISCOPA EBANO 7.5x60
5WEBA ● 35

STUOIA QUERCIA 25x25
200102 ▲ 43

STUOIA BOSSO 25x25
200103 ▲ 43

STUOIA CILIEGIO 25x25
200104 ▲ 43

STUOIA EBANO 25x25
200105 ▲ 43

FRECCIA QUERCIA 18,5x50
200202 ▲ 44

FRECCIA BOSSO 18,5x50
200203 ▲ 44

FRECCIA CILIEGIO 18,5x50
200204 ▲ 44

FRECCIA EBANO 18,5x50
200205 ▲ 44

SPINA QUERCIA 36x39
200302 ▲ 45

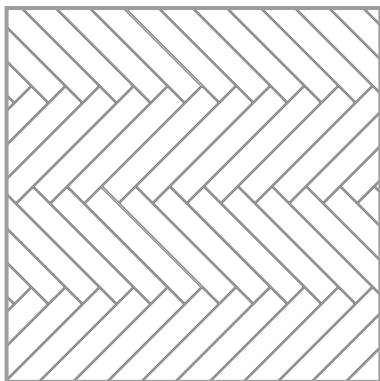
SPINA BOSSO 36x39
200303 ▲ 45

SPINA CILIEGIO 36x39
200304 ▲ 45


SPINA EBANO 36x39
200305 ▲ 45

schemi di posa


LAYING SKETCH




SPINA 10x60 - 4"x25"




TOLDA DI NAVE 10x60 - 4"x25"




SPINA DIAGONALE 6x25 - 2,5"x10"




SPINA TRIPLA 10x60 - 4"x25"



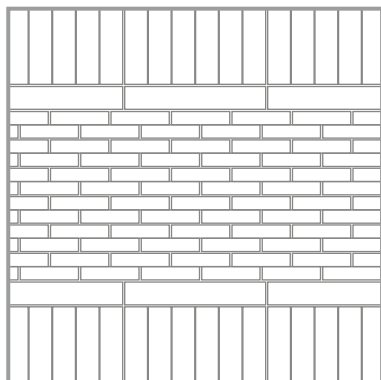
SFALSATA 10x60 - 4"x25"




STUOIA 6x25 - 2,5"x10"



A CORRERE 10x60 - 4"x25"



MIX 10x60/6x25 - 4"x25"/2,5"x10"











SFALSATA 6x25 - 2,5"x10"

caratteristiche tecniche

conforme alla norma EN 14411 Appendice G gruppo Bla. GL

TECHNICAL FEATURES

According to standard EN 14411 Annex G group Bla. GL

	Caratteristica tecnica Technical specifications	Norma Standard	Valori Value
	PLANARITÀ FLATNESS	UNI EN ISO 10545/2 ASTM C485 Warpage CALIBRATED $\pm 0,75\%$ (MAX $\pm 0,09$ IN) Rectified $\pm 0,40\%$ (max $\pm 0,05$ in-size ≤ 60 cm) (max $\pm 0,07$ in-size > 60 cm)	$\pm 0,26\%$ / $\pm 1,5$ mm - $\pm 0,25\%$ (max $\pm 0,05$ in-size ≤ 60 cm) (max $\pm 0,07$ in-size > 60 cm)
	ASSORBIMENTO D'ACQUA - Valore medio in % WATER ABSORPTION - Average value expressed in %	UNI EN ISO 10545/3 $\leq 0,5\%$ ASTM C373	Conforme Conforms
	RESISTENZA ALLA FLESSIONE MODULUS OF RUPTURE	UNI EN ISO 10545/4	≥ 35 N/mm ²
	FORZA DI ROTTURA BREAKING STRENGTH	UNI EN ISO 10545/4 ASTM C648	≥ 1300 N 450 LBS
	RESISTENZA AL GELO FROST RESISTANCE	UNI EN ISO 10545/12 ASTM C1026	Conforme Conforms
	RESISTENZA CHIMICA ad alte e basse concentrazioni di acidi e basi CHEMICAL RESISTANCE to high and low acid and basic concentrations	UNI EN ISO 10545/13 ASTM C-650	GA - GLA - GHA Unaffected
	RESISTENZA ALLE MACCHIE STAIN RESISTANCE	UNI EN ISO 10545/14 CTI 81-7D	5 No Evident Variation
	COEFFICIENTE DI ATTRITO SLIP RESISTANCE	DIN 51130 DIN 51097 ANSI A 137.1- 2012 DCOF (SECTION 9.6) B.C.R.A.	R10 B (A+B) Dry $\geq 0,42$ Wet $\geq 0,42$ $\geq 0,40$

manutenzione

consigli per la manutenzione giornaliera.

MAINTENANCE

advice for daily care and maintenance.

PULIZIA ORDINARIA:

I pavimenti MAC 3 si puliscono con acqua e aggiunta di prodotti detergenti di uso comune diluiti secondo le istruzioni d'uso.

ORDINARY CLEANING:

MAC 3 floor tiles can be washed with water and commonly used detergents, diluted according to the manufacturer's instructions.

PULIZIA STRAORDINARIA:

In presenza di macchie particolarmente difficili da pulire, aumentare il dosaggio dei detergenti.

EXTRAORDINARY CLEANING:

To remove any particularly stubborn stains, increase detergent amount.



CERAMICHE MAC3
Via S. Cristina 3/a
42031 Baiso (Reggio Emilia)
tel. 0522 843821
fax 0522 843828
www.ceramichemac3.it
info@ceramichemac3.it
sales@ceramichemac3.it