

CATÁLOGO
GENERAL
GENERAL CATALOGUE

KLINKER

ESMALTADOS - PORCELÁNICO - LINEA TÉCNICA
GLAZED TILES - PORCELAIN TILES - TECHNICAL RANGE

SERIE NATURAL | NATURAL SERIES



natural
unglazed



<1,25%
máx. 2 mm



3-<E>6%



3,7x10⁶x C⁻¹



18 a 20 N/mm²



<393 mm³



6



clase 3 a 5
class 3 to 5



Deslizam. CTE: clase 3
Slipping resist. CTE: class 3



C





R10

extrusión
EXTRUSION



Simbología y normas en pág. 183 Symbols and Standards p. 183
Los colores son indicativos Colours are just indicative

Naturales *Natural Tiles*




Natural

SERIE NATURAL | NATURAL SERIES


Bases Basic pieces




Natural 40x40
Natural Tiles 40x40
Cod. 01200
MC705




Natural 33x33
Natural Tiles 33x33
Cod. 01001
MC590



Natural 25x25
Natural Tiles 25x25
Cod. 00005
MC535



Natural 20x20
Natural Tiles 20x20
Cod. 00181
MC545



Natural 25x37
Natural Tiles 25x37
Cod. 00038
MC595



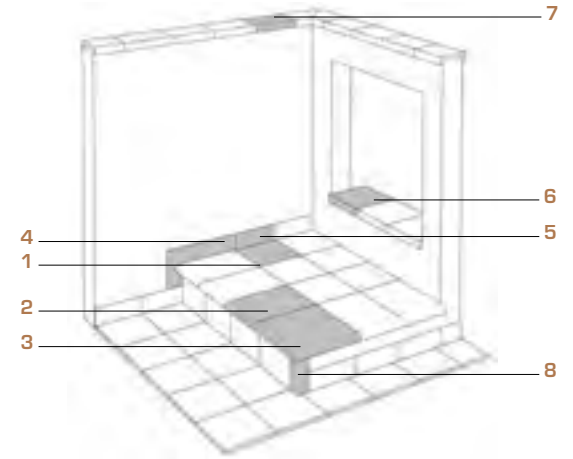
Natural 16x33
Natural Tiles 16x33
Cod. 01068
MC600



Natural 12x25
Natural Tiles 12x25
Cod. 00013 14mm
MC560
Cod. 01221 18mm
MC630




Natural 6x25
Natural Tiles 6x25
Cod. 00022
MC545



- | | | | |
|----------------------|--------------------|---------------|----------------|
| 1 Base | Tile | 5 Rodapié | Skirting board |
| 2 Peldaño | Stair-tread | 6 Vierteaguas | Wash |
| 3 Esquina de peldaño | Stair-tread corner | 7 Pasamanos | Handrail |
| 4 Zanquín | String | 8 Cantonera | Edging |

Artículo Item	Código Code	Medidas (mm) Size (mm)	Espesor (mm) Thickness (mm)	U.M.*	U.M.*		Piezas Pieces		Peso (Kg) Weight (Kg)		
					U.M.*	U.M.*	U.M.*	U.M.*	U.M.*	U.M.*	
Natural 40x40 Natural tiles 40x40	01200	395x395	20	M ² SQM	0,64	19,20	6,25	4	37,5	24	720
Natural 33x33 Natural tiles 33x33	01001	325x325	16	M ² SQM	0,67	42,67	9	6	33	21,8	1400
Natural 25x25 Natural tiles 25x25	00005	244x244	14	M ² SQM	1	60	16	16	26,25	26,25	1575
Natural 20x20 Natural tiles 20x20	00181	193x193	14	M ² SQM	0,8	48	25	20	25	20	1212
Natural 25x37 Natural tiles 25x37	00038	244x370	14	M ² SQM	1	60	11	11	28,3	28,4	1722
Natural 16x33 Natural tiles 16x33	01068	159x325	16	M ² SQM	0,68	40	18	12	30,6	20,4	1225
Natural 12x25 Natural tiles 12x25	00013	119x244	14	M ² SQM	0,5	60	32	16	24,07	12,03	1443
Natural 6x25 Natural tiles 6x25	00022	60x244	14	M ² SQM	1	60	64	64	24,8	24,9	1510

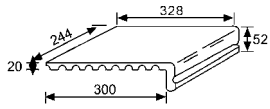
* Unidad de Medida. Los artículos medidos en M² o ML se sirven contando la junta normal entre piezas
*Unit of measure. Items measured in SQM or LM are delivered assuming average joint between pieces





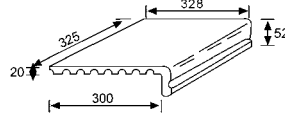
Peldaño ref. 21-25
Natural stair-tread ref. 21-25
Cod. 01315

PZ240



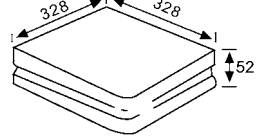
Peldaño ref. 21-33
Natural stair-tread ref. 21-33
Cod. 01316

PZ340



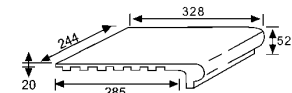
Esquina de peldaño ref. 21
Natural stair-tread corner ref. 21
Cod. 01317

PZ585



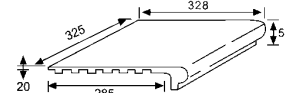
Peldaño ref. 24-25
Natural stair-tread ref. 24-25
Cod. 00024

PZ240



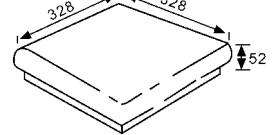
Peldaño ref. 24-33
Natural stair-tread ref. 24-33
Cod. 01051

PZ340



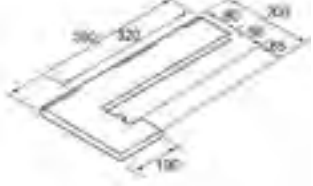
Esquina de peldaño ref. 24
Natural stair-tread corner ref. 24
Cod. 00040

PZ585



Zanquín ref. 21 izda.
Natural string left side ref. 21
Cod. 01318

PZ135



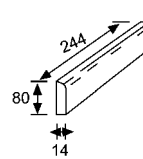
Zanquín ref. 21 dcha.
Natural string right side ref. 21
Cod. 01319

PZ135



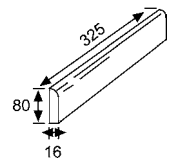
Rodapié 25
Natural skirting board 25
Cod. 00030

ML135



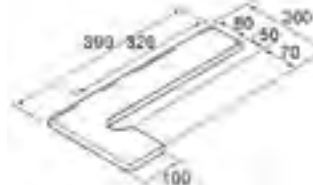
Rodapié 33
Natural skirting board 33
Cod. 01021

ML175



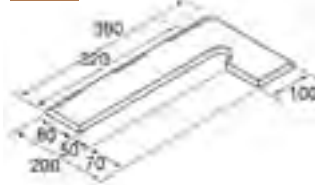
Zanquín ref. 24 izda.
Natural string left side ref. 24
Cod. 00034

PZ135



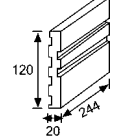
Zanquín ref. 24 dcha.
Natural string right side ref. 24
Cod. 00456

PZ135



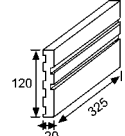
Tabica 25
Natural riser 25
Cod. 00032

PZ035



Tabica 33
Natural riser 33
Cod. 00068













PZ060



Anchura recomendada de la junta de colocación: 6 - 8 mm
A 6 - 8 mm wide installation joint is recommended.



Natural 25x25

Artículo Item	Código Code	Medidas (mm) Size (mm)	Espesor (mm) Thickness (mm)	U.M.*	U.M.*		Piezas Pieces		Peso (Kg) Weight (Kg)		
					 	 	 	 	 	 	
Peldaño ref. 21-25 <i>Stair-tread ref. 21-25</i>	01315	244x328x52	20	Pz. Pc.	6	324	1	6	3,4	20,3	1105
Peldaño ref. 21-33 <i>Stair-tread ref. 21-33</i>	01316	325x328x52	20	Pz. Pc.	6	216	1	6	4,3	25,8	940
Esquina de peldaño ref. 21 <i>Stair-tread corner ref. 21</i>	01317	328x328x52	20	Pz. Pc.	2	66	1	2	6,2	12,4	410
Esquina de peldaño ref. 24 <i>Stair-tread corner ref. 24</i>	00040	328x328x52	20	Pz. Pc.	2	72	1	2	5,3	10,6	400
Peldaño ref. 24-25 <i>Stair-tread ref. 24-25</i>	00024	244x328x52	20	Pz. Pc.	6	324	1	6	3,52	21,12	1140
Peldaño ref. 24-33 <i>Stair-tread ref. 24-33</i>	01051	325x328x52	20	Pz. Pc.	6	216	1	6	4,2	25,1	906
Zanquín izda. ref. 21 <i>String left ref. 21</i>	01318	390x80/200x100	16	Pz. Pc.	10	300	1	10	1,3	13	390
Zanquín dcha. ref. 21 <i>String right ref. 21</i>	01319	390x80/200x100	16	Pz. Pc.	10	300	1	10	1,3	13	390
Zanquín izda. ref. 24 <i>String left ref. 24</i>	00034	390x80/200x100	16	Pz. Pc.	10	300	1	10	1,3	13	390
Zanquín dcha. ref. 24 <i>String right ref. 24</i>	00456	390x80/200x100	16	Pz. Pc.	10	300	1	10	1,3	13	390
Rodapié 25 <i>Skirting board 25</i>	00030	244x80	14	ML LM	11,25	450	4	45	2,3	25,9	1045
Rodapié 33 <i>Skirting board 33</i>	01021	325x80	16	ML LM	8	576	3	24	2,3	18	1296
Tabica 25 <i>Riser 25</i>	00032	244x120	20	Pz. Pc.	28	280	4	28	3,8	26,6	1064
Tabica 33 <i>Riser 33</i>	00068	325x120	20	Pz. Pc.	13	346,67	3	13	3,8	16,5	1222

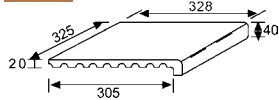
*Unidad de Medida. Los artículos medidos en M² o ML se sirven contando la junta normal entre piezas

*Unit of measure. Items measured in SQM or LM are delivered assuming average joint between pieces



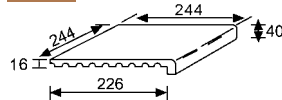
Vierteaguas 33x33
Natural wash 33x33
Cod. 00191

PZ315



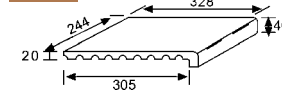
Vierteaguas 25x25
Natural wash 25x25
Cod. 00036

PZ190



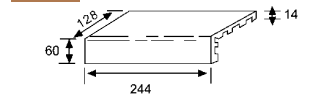
Vierteaguas 25x33
Natural wash 25x33
Cod. 00188

PZ205



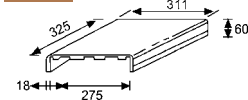
Ángulo desigual
Angle different sides
Cod. 00037

PZ135



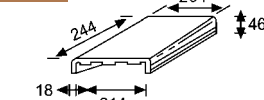
Pasamanos int. 27,5
Handrail int. 27,5
Cod. 00073

PZ415



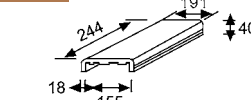
Pasamanos int. 21,5
Handrail int. 21,5
Cod. 00007

PZ235



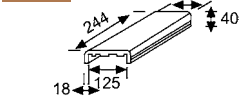
Pasamanos int. 15,5
Handrail int. 15,5
Cod. 00016

PZ205



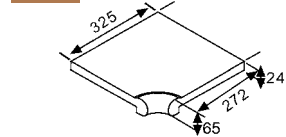
Pasamanos int. 12,5
Handrail int. 12,5
Cod. 00017

PZ180



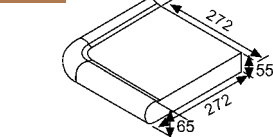
Remate esquina interior
Natural internal corner
Cod. 00184

PZ630



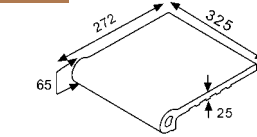
Remate esquina exterior
Natural external corner
Cod. 00204

PZ630



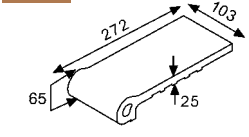
Remate natural de 33
Natural edge
Cod. 00197

PZ420



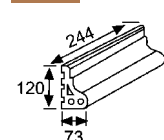
Remate natural de 10
Natural edge
Cod. 00194

PZ360



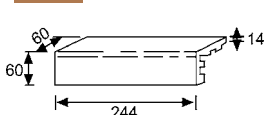
Moldura
Moulding
Cod. 00008

PZ260



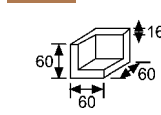
Cantonera ref. 31
Natural edging ref. 31
Cod. 00028

PZ125



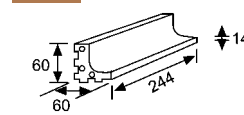
Escocia
Natural key piece
Cod. 00026

PZ235



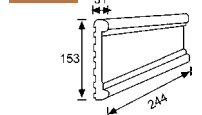
Ángulo ref. 41R
Natural edging ref. 41R
Cod. 00035

PZ135



***Doble listelo**
*Natural double listel
Cod. 00042

PZ105














*Disponibile bajo pedido
*Available on request

Anchura recomendada de la junta de colocación: 6 - 8 mm
A 6 - 8 mm wide installation joint is recommended.



Natural 20x20

Artículo Item	Código Code	Medidas (mm) Size (mm)	Espesor (mm) Thickness (mm)	U.M.*	U.M.*		Piezas Pieces		Peso (Kg) Weight (Kg)		
					 	U.M.* 	U.M.*  	U.M.*  	U.M.*  	U.M.*  	
Vierteaguas 33x33 Wash 33x33	00191	325x328x40	20	Pz. Pc.	6	216	1	6	4,6	28	1020
Vierteaguas 25x25 Wash 25x25	00036	244x244x40	16	Pz. Pc.	8	480	1	8	2,1	17	1032
Vierteaguas 25x33 Wash 25x33	00188	244x328x40	20	Pz. Pc.	6	324	1	6	3,6	22,6	1230
Ángulo desigual Angle different sides	00037	244x128x60	14	Pz. Pc.	12	720	1	12	1,2	144	880
Pasamanos 27,5 Handrail 27,5	00073	325x311x60	18	Pz. Pc.	4	144	1	4	4,6	18,7	690
Pasamanos 21,5 Handrail 21,5	00007	244x251x46	18	Pz. Pc.	5	300	1	5	2,6	13,2	804
Pasamanos 15,5 Handrail 15,5	00016	244x191x40	18	Pz. Pc.	8	320	1	8	2,2	17,6	720
Pasamanos 12,5 Handrail 12,5	00017	244x160x40	18	Pz. Pc.	11	396	1	11	1,8	20,4	750
Remate esq. int. Natural internal corner	00184	325x272x65	24	Pz. Pc.	2	72	1	2	7,4	14,8	532,8
Remate esq. ext. Natural external corner	00204	272x272x65	55	Pz. Pc.	2	56	1	2	6,3	12,6	454
Remate de 33 Natural edge	00197	325x272x65	25	Pz. Pc.	4	168	1	4	5	19,8	832
Remate de 10 Natural edge	00194	103x272x65	25	Pz. Pc.	12	504	1	12	1,85	22,2	932,4
Cantonera ref. 31 Edging ref. 31	00028	244x60x60	14	Pz. Pc.	30	1800	1	30	0,7	20,6	1250
Escocia Key corner piece	00026	60x60x60	16	Pz. Pc.	8	—	1	8	0,3	2,3	—
Moldura nat. ref. 51 Moulding ref. 51	00008	244x120x73	—	Pz. Pc.	10	400	1	10	2	19,8	815
Ángulo ref. 41R Angle Ref. 41R	00035	244x60x60	14	Pz. Pc.	24	1440	1	24	0,8	19,2	1170
Doble listelo Double listel	00042	244x153	—	Pz. Pc.	12	432	1	12	1,6	19	456

*Unidad de Medida. Los artículos medidos en M² o ML se sirven contando la junta normal entre piezas
 *Unit of measure. Items measured in SQM or LM are delivered assuming average joint between pieces

SERIE COTTO | COTTO SERIES



natural
unglazed



<1,25%
máx. 2 mm



3-<E≤6%



3,7x10⁶x C⁻¹



18 a 20 N/mm²



<393 mm³



6



clase 5
class 5




Deslizam. CTE: clase 3
Slipping resist. CTE: class 3




C




R11




Simbología y normas en pág. 183 Symbols and Standards p. 183
Los colores son indicativos Colours are just indicative




Rojo



Blanco



Marrón



Gris

Bases Basic pieces




Rojo 33x33
Cod. 01547
MC600



Blanco 33x33
Cod. 02683
MC600




Marrón 33x33
Cod. 02694
MC600



Gris 33x33
Cod. 02800
MC600



Rojo 25x25
Cod. 02635
MC550



Blanco 25x25
Cod. 02675
MC550




Marrón 25x25
Cod. 02686
MC550




Gris 25x25
Cod. 02799
MC550




Rojo 12x25
Cod. 01583
MC550



Blanco 12x25
Cod. 01587
MC550



Marrón 12x25
Cod. 01588
MC550



Gris 12x25
Cod. 01589
MC550



Rojo 6x25
Cod. 02700
MC565



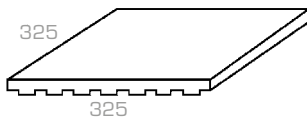
Blanco 6x25
Cod. 02682
MC565



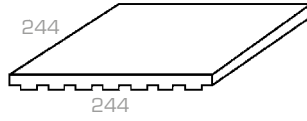
Marrón 6x25
Cod. 02693
MC565



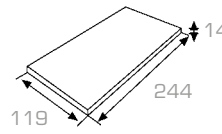
Gris 6x25
Cod. 01586
MC565



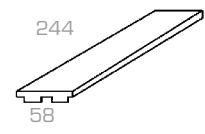
Base 33x33
Tile 33x33



Base 25x25
Tile 25x25



Base 12x25
Tile 12x25



Base 6x25*
Tile 6x25*

*Se obtiene a partir de base de 25x25 premarcada
*(It is obtained from 25x25 pre-marked tile)

Artículo Item	Medidas (mm) Size (mm)	Espesor (mm) Thickness (mm)	U.M.*	U.M.*		Piezas Pieces		Peso (Kg) Weight (Kg)		
						U.M.*	U.M.*	U.M.*	U.M.*	
Base 33x33 Tile 33x33	325x325	16	M² SQM	0,67	42,67	9	6	33	21,8	1400
Base 25x25 Tile 25x25	244x244	14	M² SQM	1	60	16	16	26,25	26,25	1575
Base 12x25 Tile 12x25	244x120	14	M² SQM	1	60	32	16	24,06	12,03	1443,6
Base 6x25 Tile 6x25	244x58	14	M² SQM	1	60	16	16	26,25	26,25	1575

*Unidad de Medida. Los artículos medidos en M² o ML se sirven contando la junta normal entre piezas
*Unit of measure. Items measured in SQM or LM are delivered assuming average joint between pieces



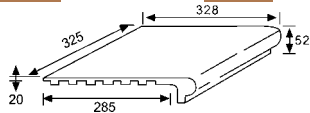
Marrón 33x33

Peldaño 24-33

Stair-tread 24-33



- | | |
|--|--|
| Rojo ■
Cod. O2697
PZ355 | Marrón ■
Cod. O2695
PZ355 |
| Blanco ■
Cod. O2684
PZ355 | Gris ■
Cod. O2801
PZ355 |

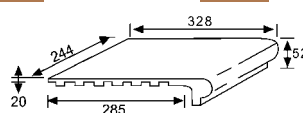


Peldaño 24-25

Stair-tread 24-25



- | | |
|--|--|
| Rojo ■
Cod. O2636
PZ250 | Marrón ■
Cod. O2687
PZ250 |
| Blanco ■
Cod. O2676
PZ250 | Gris ■
Cod. O2802
PZ250 |

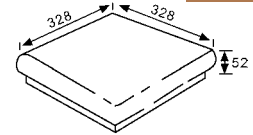


Esquina ref. 24

Stair-tread corner



- | | |
|--|--|
| Rojo ■
Cod. O2638
PZ595 | Marrón ■
Cod. O2689
PZ595 |
| Blanco ■
Cod. O2678
PZ595 | Gris ■
Cod. O2803
PZ595 |

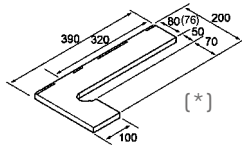


Zanquín izda.

String left side



- | | |
|--|--|
| Rojo ■
Cod. O2648
PZ155 | Marrón ■
Cod. O2690
PZ155 |
| Blanco ■
Cod. O2679
PZ155 | Gris ■
Cod. O2804
PZ155 |

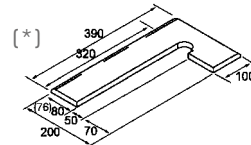


Zanquín dcha.

String right side



- | | |
|--|--|
| Rojo ■
Cod. O2649
PZ155 | Marrón ■
Cod. O2691
PZ155 |
| Blanco ■
Cod. O2680
PZ155 | Gris ■
Cod. O2805
PZ155 |

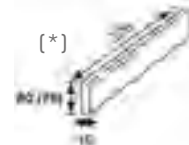


Rodapié 33

Skirting 33



- | | |
|--|--|
| Rojo ■
Cod. O2698
ML200 | Marrón ■
Cod. O2696
ML200 |
| Blanco ■
Cod. O2685
ML200 | Gris ■
Cod. O2806
ML200 |

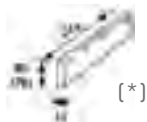


Rodapié 25

Skirting board 25



- | | |
|--|--|
| Rojo ■
Cod. O2637
ML155 | Marrón ■
Cod. O2688
ML155 |
| Blanco ■
Cod. O2677
ML155 | Gris ■
Cod. O2807
ML155 |



Pasamanos

Handrail



- | | |
|--|--|
| Rojo ■
Cod. O2699
PZ215 | Marrón ■
Cod. O2692
PZ215 |
| Blanco ■
Cod. O2681
PZ215 | Gris ■
Cod. O2808
PZ215 |

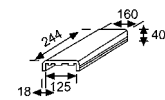


Pasamanos 12,5

Handrail 12,5



- | | |
|--|--|
| Rojo ■
Cod. O2742
PZ180 | Marrón ■
Cod. O2744
PZ180 |
| Blanco ■
Cod. O2743
PZ180 | Gris ■
Cod. O2809
PZ180 |

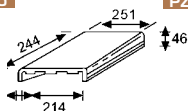


Pasamanos 21,5

Handrail 21,5



- | | |
|--|--|
| Rojo ■
Cod. O2745
PZ235 | Marrón ■
Cod. O2747
PZ235 |
| Blanco ■
Cod. O2746
PZ235 | Gris ■
Cod. O2810
PZ235 |



Remate

Edge



- | | |
|--|--|
| Rojo ■
Cod. O2766
PZ455 | Marrón ■
Cod. O2768
PZ455 |
| Blanco ■
Cod. O2767
PZ455 | Gris ■
Cod. O2811
PZ455 |

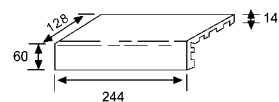


Ángulo desigual

Unequal edge



- | | |
|--|--|
| Rojo ■
Cod. O1590
PZ455 | Marrón ■
Cod. O1593
PZ455 |
| Blanco ■
Cod. O1591
PZ455 | Gris ■
Cod. O1592
PZ455 |








Anchura recomendada de la junta de colocación: 6 - 8 mm
A 6 - 8 mm wide installation joint is recommended.

(*) Entre paréntesis las medidas especiales del color Rojo
(* In brackets special sizes for Rojo colour)



Blanco 33x33

Artículo Item	Medidas (mm) Size (mm)	Espesor (mm) Thickness (mm)	U.M.*	U.M.*		Piezas Pieces		Peso (Kg) Weight (Kg)		
						U.M.*		U.M.*		
Peldaño 24-25 Stair-tread 24-25	244x328x52	20	Pz. Pc.	6	324	1	6	3,52	21,12	1140
Peldaño 24-33 Stair-tread 24-33	325x328x52	20	Pz. Pc.	6	216	1	6	4,2	25,1	906
Esquina Stair-tread corner	328x328x52	20	Pz. Pc.	2	60	1	2	5,3	10,6	318
Zanquín izda. String left	390x80/200x100	16	Pz. Pc.	10	300	1	10	1,3	13	390
Zanquín dcha. String right	390x80/200x100	16	Pz. Pc.	10	300	1	10	1,3	13	390
Rodapié 33 Skirting board 33	325x80	16	ML LM	8	576	3	24	2,3	18	1296
Rodapié 25 Skirting board 25	244x80	14	ML LM	11,25	450	4	45	2,3	25,9	1045
Pasamanos Handrail	244x188x54	-	Pz. Pc.	6	320	1	6	2,35	14,10	752
Pasamanos 12,5 Handrail 12,5	244x160x40	18	Pz. Pc.	11	396	1	11	1,8	20,4	750
Pasamanos 21,5 Handrail 21,5	244x251x46	18	Pz. Pc.	5	300	1	5	2,6	13,2	804
Remate Edge	325x277x55	19	Pz. Pc.	4	168	1	4	5,01	20,04	865
Ángulo desigual Unequal edge	244x128x60	14	Pz. Pc.	12	720	1	12	1,2	144	880

*Unidad de Medida. Los artículos medidos en M² o ML se sirven contando la junta normal entre piezas

*Unit of measure. Items measured in SQM or LM are delivered assuming average joint between pieces